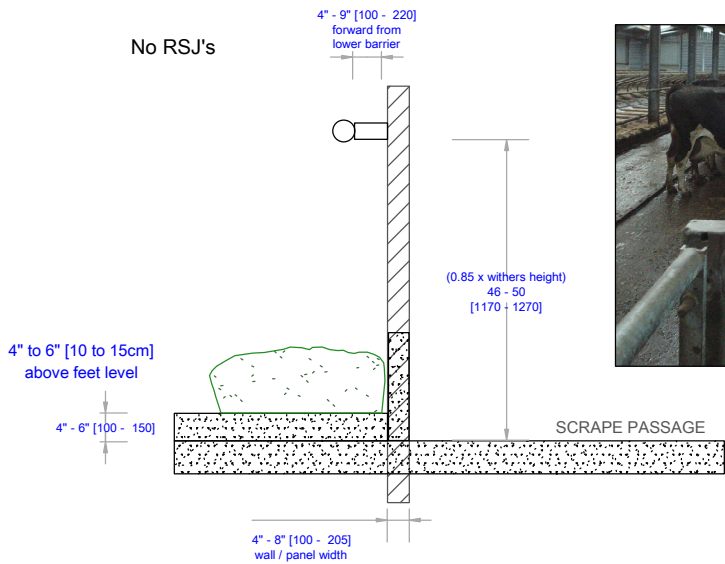
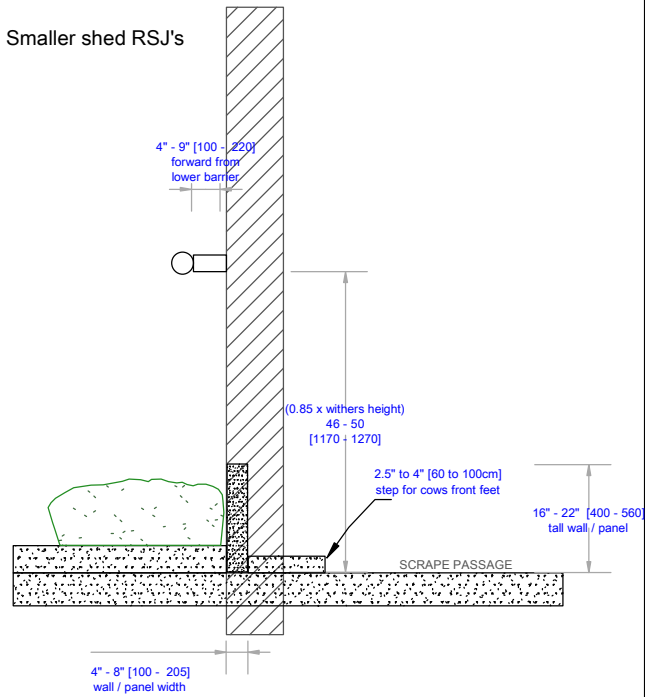


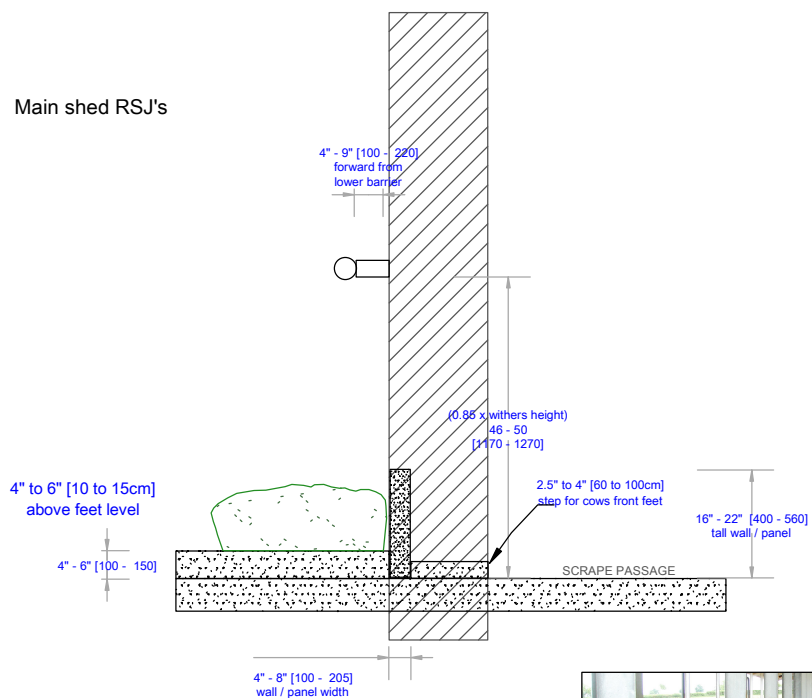
No RSJ's



Smaller shed RSJ's



Main shed RSJ's



NOTES:

- Recommended to have feed at 4" to 6" [10 to 15cm] above feet level. [source: Cow Signals]
- If front step is needed to guide scraper around steels, ensure it is a minimum of 14" wide step for front feet.
- It must be wide enough to step on or cows will stand off it and reduce feed intake.

TITLE: Feed Barrier REVISION:

DETAILS: **FEED BARRIER**

DATE: SCALE: Scale: 1:35

DRAWN BY:



WILSON AGRICULTURE
Dairy Housing Specialists
www.wilsonagri.co.uk

Ivor Davey
ivor@wilsonagri.co.uk

[figures are for guidance only]